



FOR LEASE | **104,177 SF**
11 BECKWITH AVE | **BINGHAMTON, NY**

ROBERT KRIEVALDT 920-915-9746 | ROBERT@PHOENIX3PL.COM



PHOENIX
LOGISTICS

Strategic Real Estate. Applied Technology. Tailored Service.

This document has been prepared by Phoenix Investors for advertising and general information only. Phoenix Investors makes no guarantees, representations, or warranties of any kind, expressed or implied, regarding the information including, but not limited to, warranties of content, accuracy, and reliability.



PROPERTY HIGHLIGHTS



6.2 ACRE PAVED LOT FOR TRAILER PARKING



CAFETERIA



SPECIALIZED LAB ROOMS



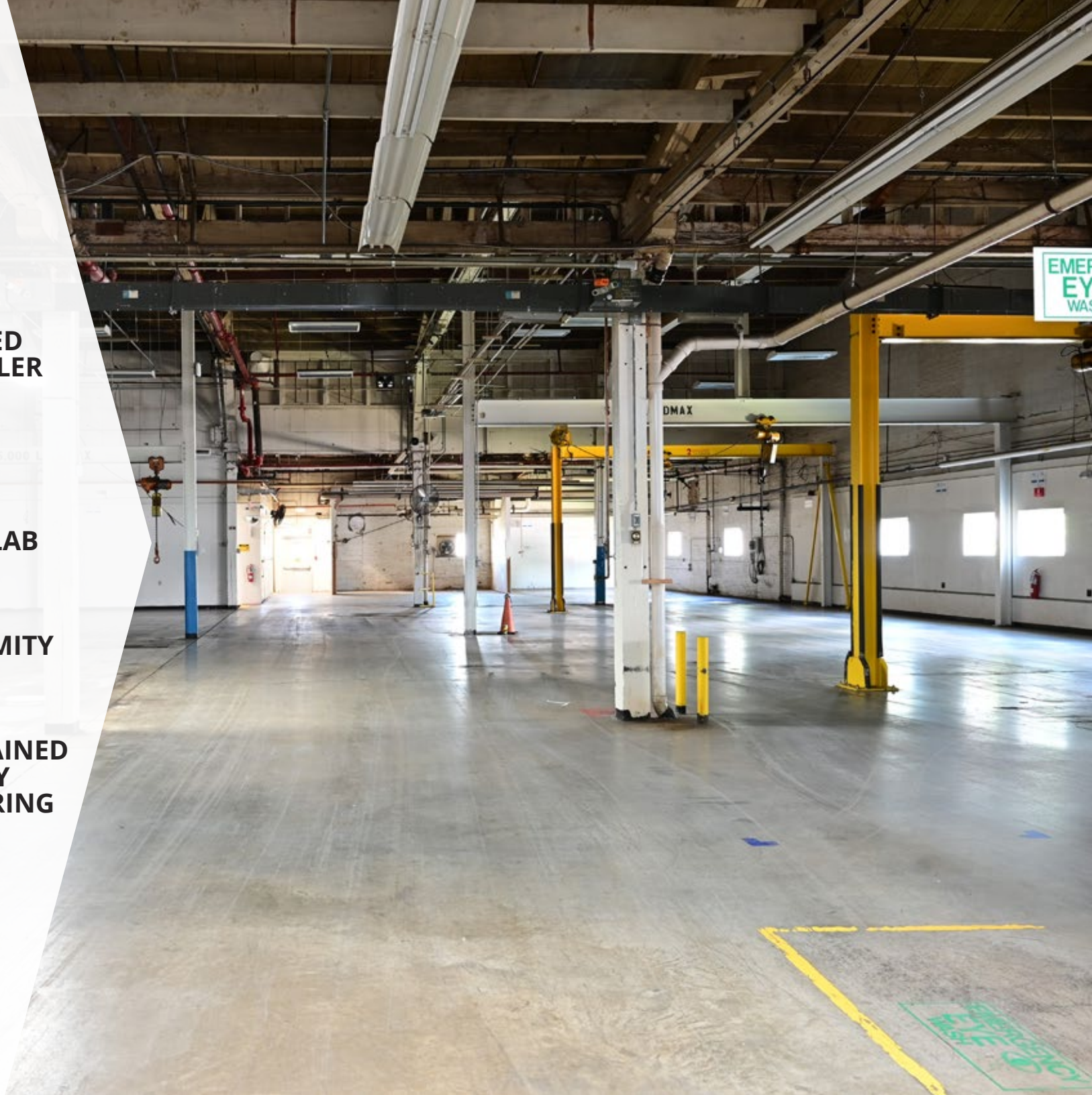
CLOSE PROXIMITY TO I-88



WELL-MAINTAINED HIGH-QUALITY MANUFACTURING SPACE



RECENTLY RENOVATED CORPORATE OFFICE SPACE



PROPERTY DETAILS

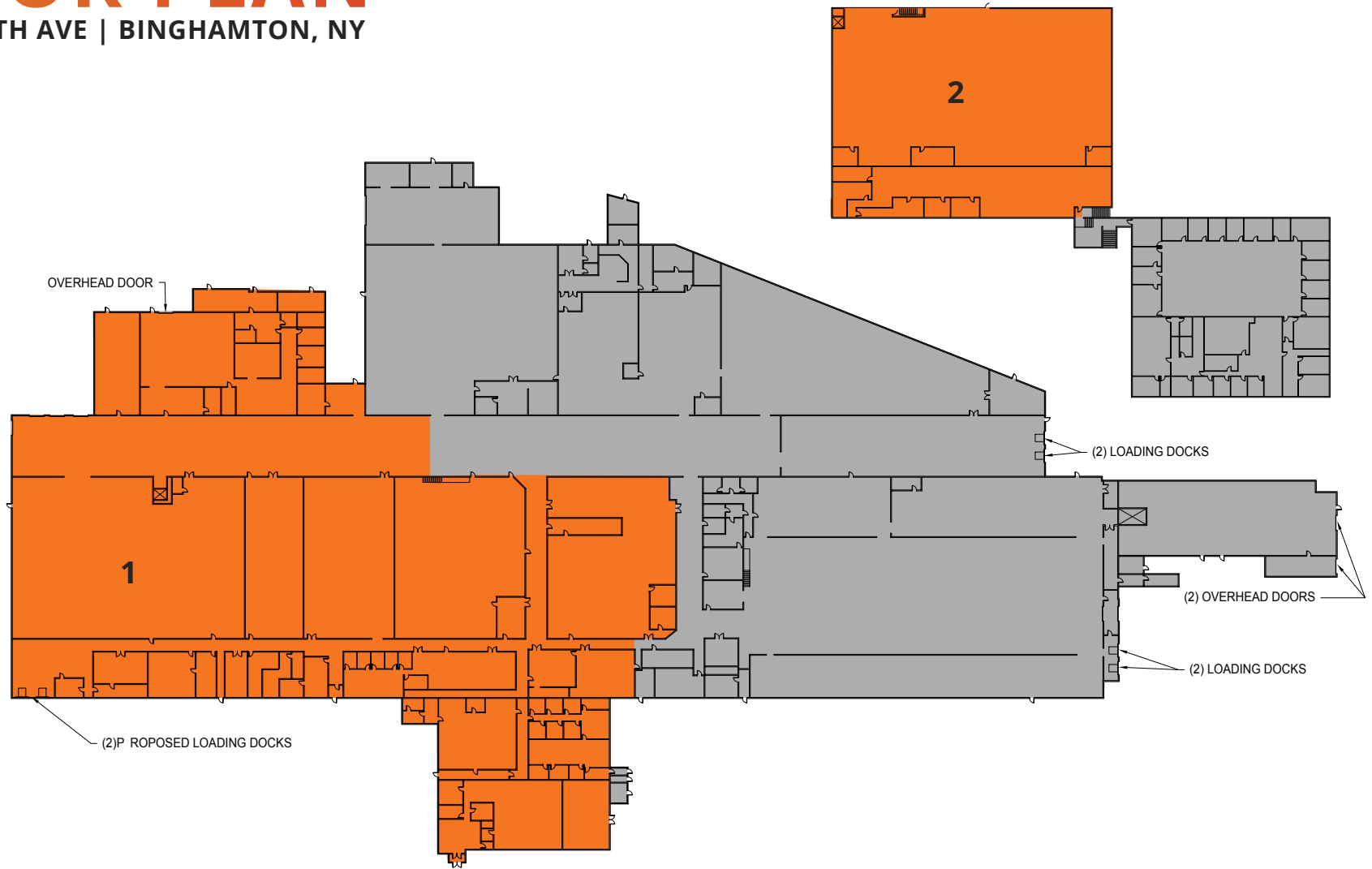
11 BECKWITH AVE | BINGHAMTON, NY

AVAILABLE SPACE	104,177 SF
DOCK DOORS	4
DRIVE-INS	5
FLOORS	Reinforced Concrete
YEAR BUILT	1960
FIRE SUPPRESSION	Wet
POWER	Heavy
PARKING	199 Surface Spaces
LAND AREA	15.3 Acres
RAIL	Adjacent Rail Line via Erie-Lackawanna Railroad
ZONING	I: Industrial District
PARCEL ID	129.05-4-4 129.05-4-4



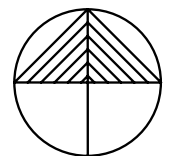
FLOOR PLAN

11 BECKWITH AVE | BINGHAMTON, NY



NUMBER	SPACE DESIGNATION	SQUARE FEET
1	FIRST FLOOR	88,353 SF
2	SECOND FLOOR	15,824 SF
TOTAL		104,177 SF

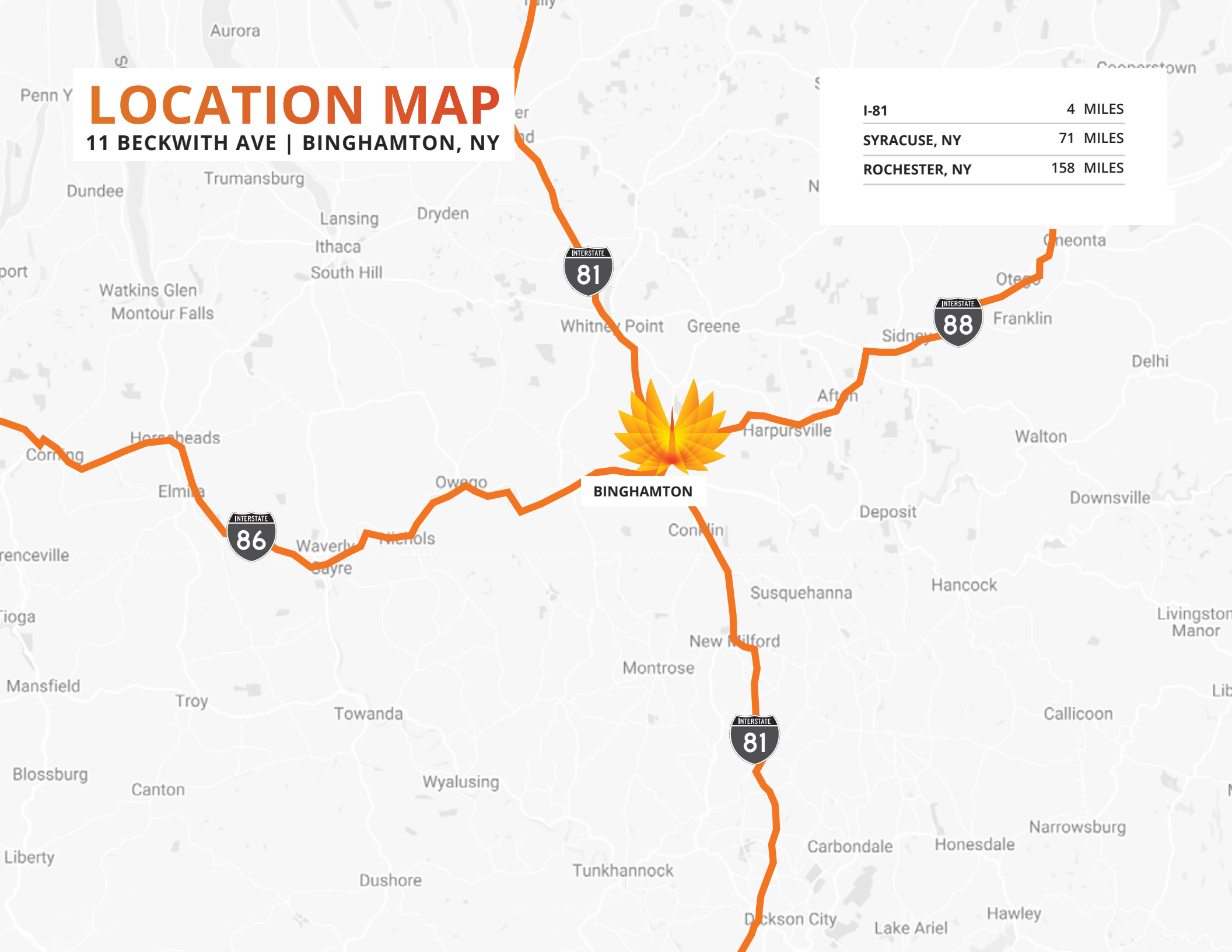
[VIEW A VIDEO OF THIS PROPERTY](#)



LOCATION MAP

11 BECKWITH AVE | BINGHAMTON, NY

I-81	4 MILES
SYRACUSE, NY	71 MILES
ROCHESTER, NY	158 MILES





FOR LEASE | **104,177 SF**
11 BECKWITH AVE | **BINGHAMTON, NY**

ROBERT KRIEVALDT 920-915-9746 | ROBERT@PHOENIX3PL.COM



PHOENIX
LOGISTICS

Strategic Real Estate. Applied Technology. Tailored Service.