



FOR LEASE OR SALE | **407,321 SF**
1220 MOUND AVE | **RACINE, WI**

ROBERT KRIEVALDT 920-915-9746 | ROBERT@PHOENIX3PL.COM



PHOENIX
LOGISTICS
Strategic Real Estate. Applied Technology. Tailored Service.

This document has been prepared by Phoenix Investors for advertising and general information only. Phoenix Investors makes no guarantees, representations, or warranties of any kind, expressed or implied, regarding the information including, but not limited to, warranties of content, accuracy, and reliability.



PROPERTY HIGHLIGHTS



MOVE-IN READY



**COMPETITIVE
LEASE RATES**



**GREAT ECONOMICAL
SPACE FOR SMALL
BUSINESSES & START-UPS**



**UP TO 24'
CLEAR HEIGHT**




**PROFESSIONALLY
MANAGED**



PROPERTY DETAILS

1220 MOUND AVE | RACINE, WI

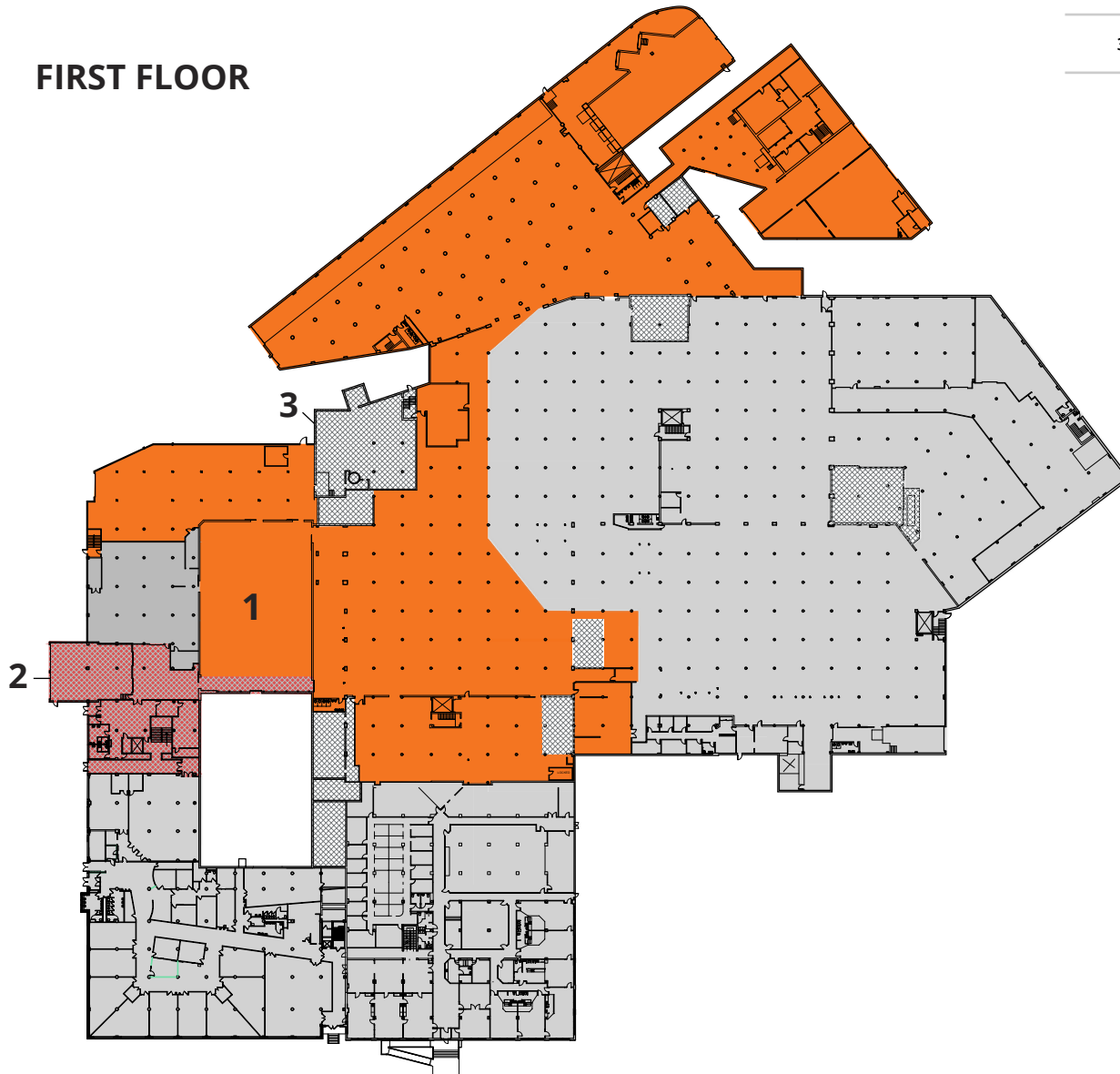
AVAILABLE SPACE	407,321 SF
MINIMUM DIVISIBLE	10,000 SF
DOCK DOORS	10 Exterior
DRIVE-IN DOORS	8
CLEAR HEIGHT	Up to 24'
COLUMN WIDTH/DEPTH	Varies
ROOF	Rubber
WALLS	Brick & Poured Concrete
FLOORS	6" Reinforced Concrete with Some Wood Block
YEAR BUILT	1937
YEAR RENOVATED	2017 - 2018
FIRE SUPPRESSION	100% Wet
LIGHTING	T-8 Energy Efficient
POWER	Provided by WE Energies
PARKING	377 Standard Spaces, 10 Handicap, 8 Semi
LAND AREA	13.99 Acres
ZONING	1-2 Industrial
PARCEL ID	03056001
WATER & SEWER	Municipal
HEAT	Gas Fired Unit Heaters
OPEX ESTIMATE	\$0.75/SF



FLOOR PLAN

1220 MOUND AVE | RACINE, WI

FIRST FLOOR



NUMBER	SPACE DESIGNATION	SQUARE FEET
1	AVAILABLE	109,097 SF
2	COMMON SPACE	8,829 SF
3	MECHANICAL	14,070 SF

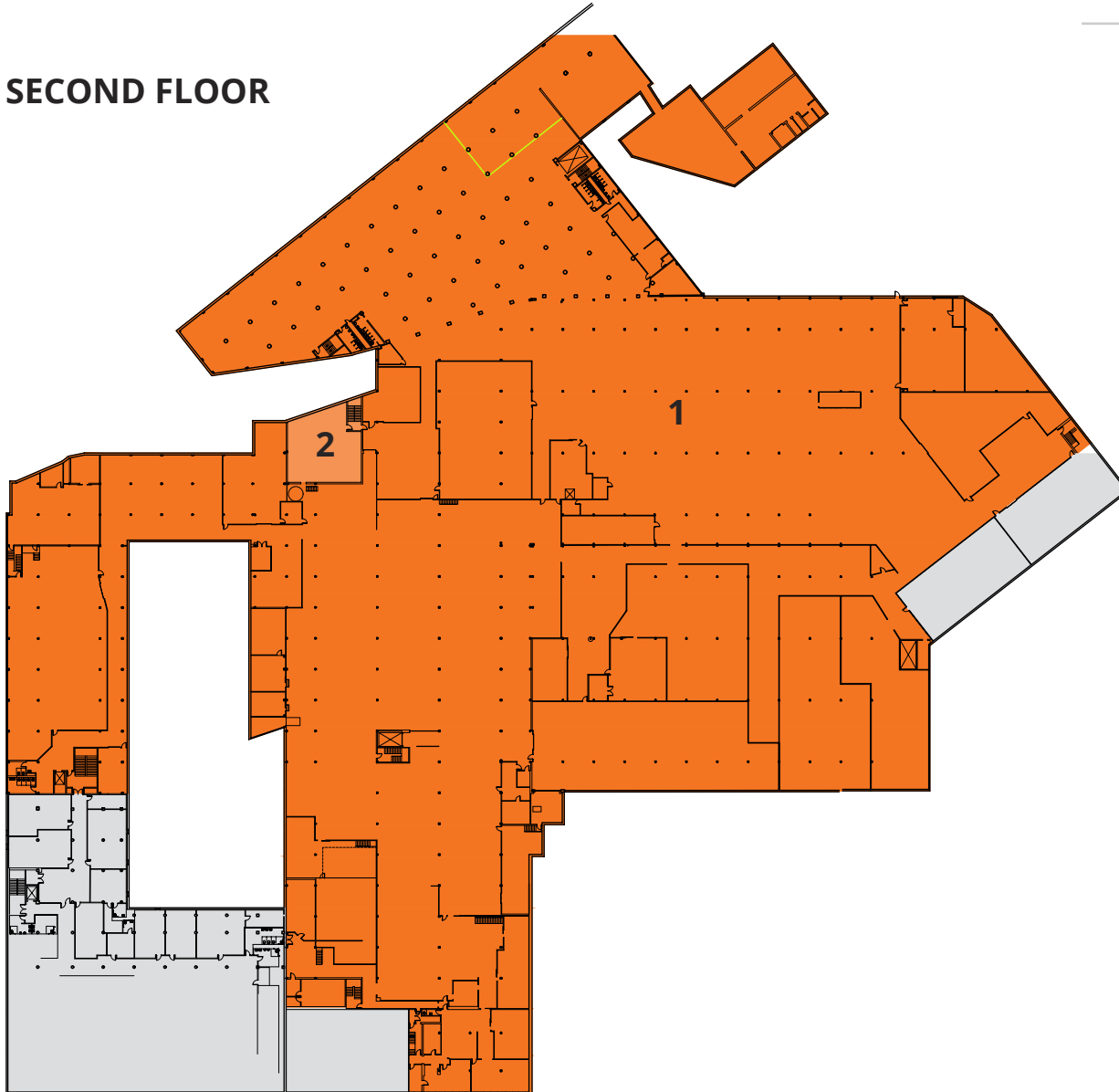


FLOOR PLAN

1220 MOUND AVE | RACINE, WI

NUMBER	SPACE DESIGNATION	SQUARE FEET
1	AVAILABLE	231,291 SF
2	MECHANICAL	2,388 SF

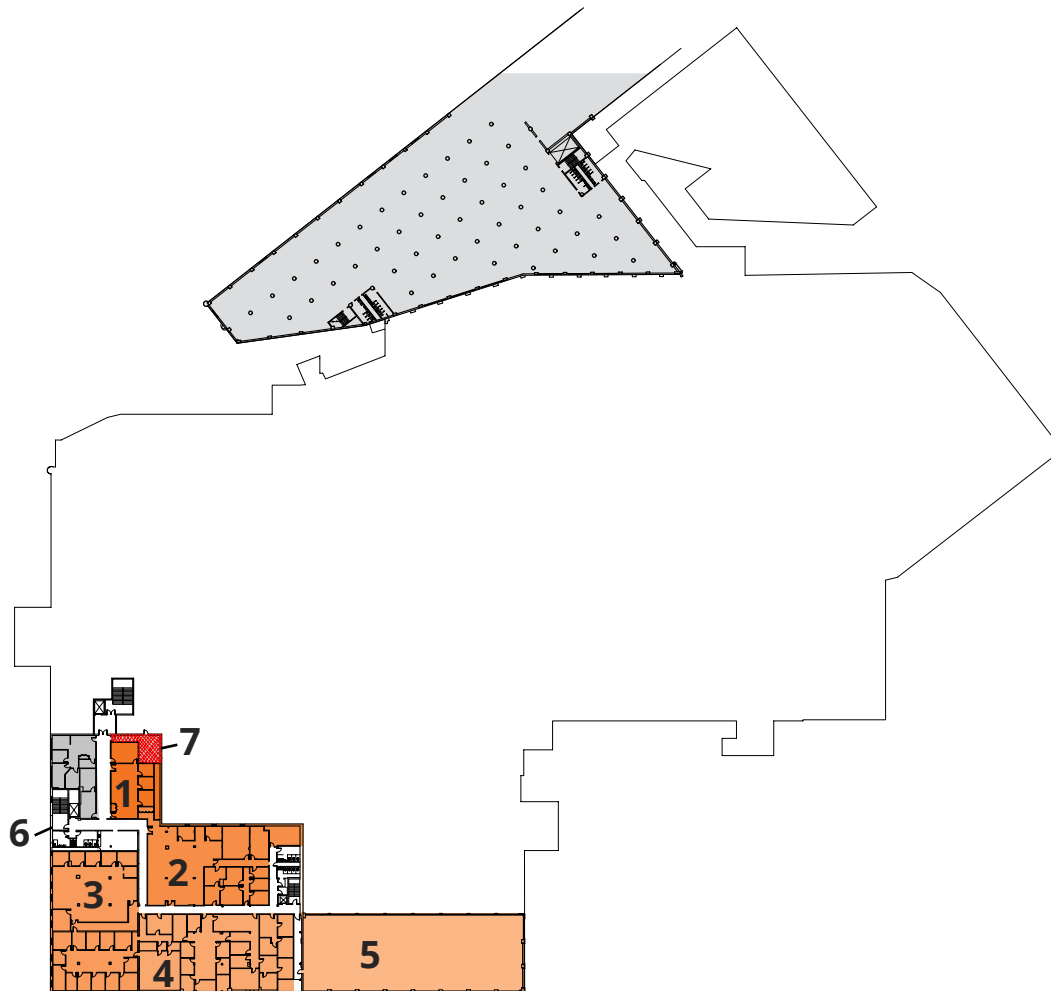
SECOND FLOOR



FLOOR PLAN

1220 MOUND AVE | RACINE, WI

THIRD FLOOR



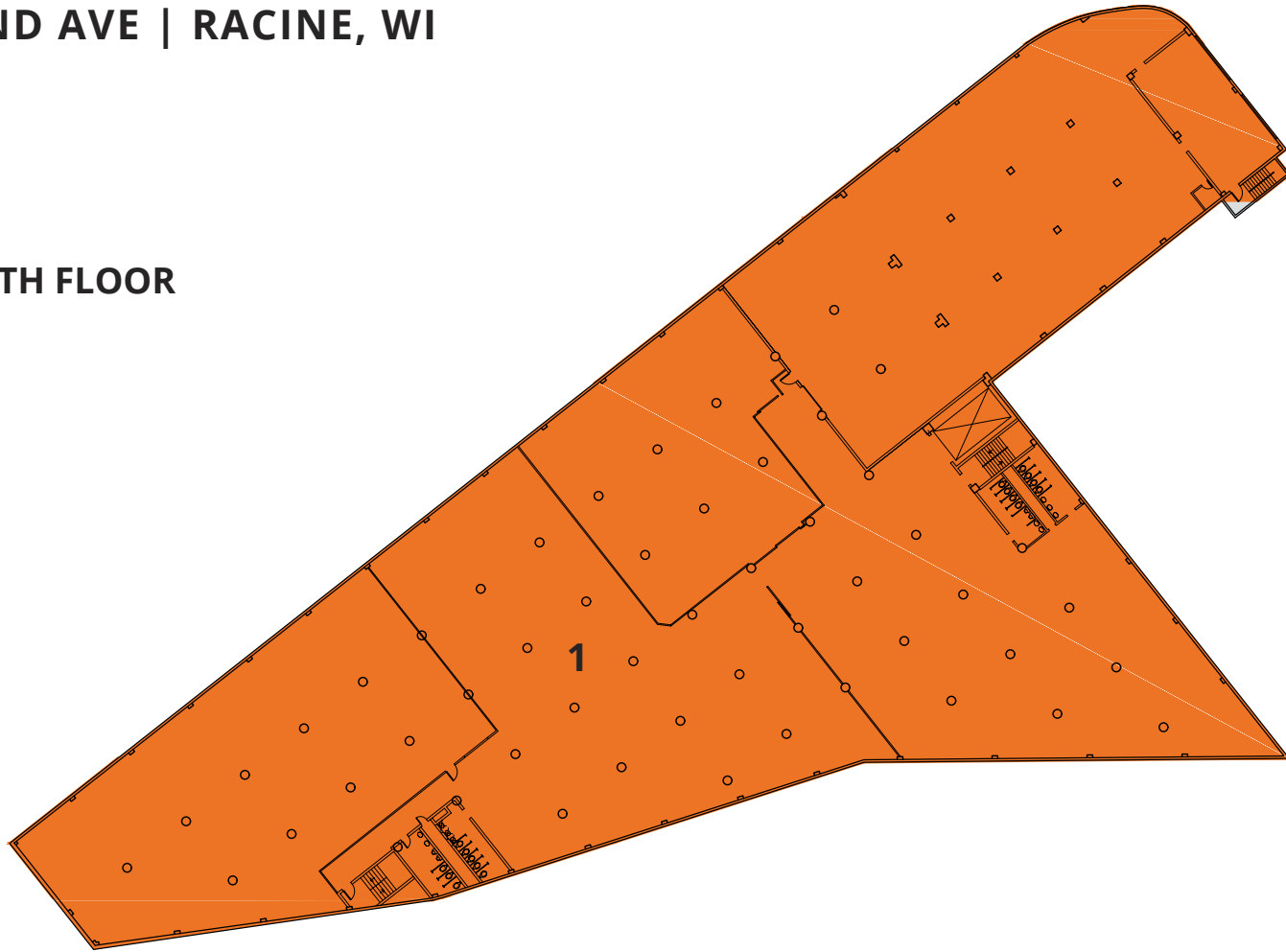
NUMBER	SPACE DESIGNATION	SQUARE FEET
1	AVAILABLE	1,680 SF
2	AVAILABLE	5,652 SF
3	AVAILABLE	6,434 SF
4	AVAILABLE	6,703 SF
5	AVAILABLE	9,041 SF
6	COMMON SPACE	5,901 SF
7	MECHANICAL	458 SF



FLOOR PLAN

1220 MOUND AVE | RACINE, WI

FOURTH FLOOR

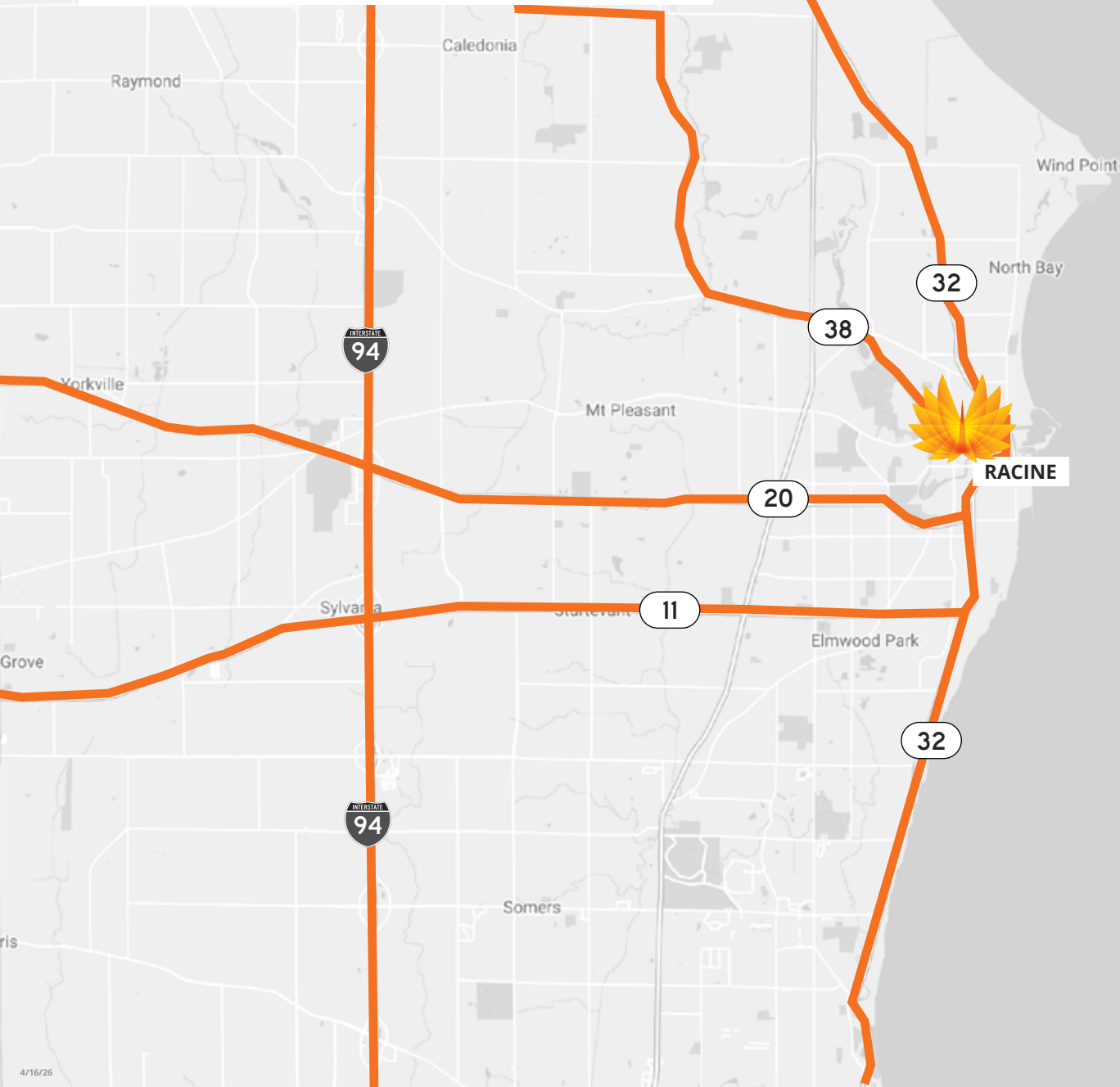


NUMBER	SPACE DESIGNATION	SQUARE FEET
1	AVAILABLE	36,882 SF



LOCATION MAP

1220 MOUND AVE | RACINE, WI



WI-38	0.5 MILES
I-94	10 MILES
MITCHELL INT'L AIRPORT	22 MILES
MILWAUKEE	25 MILES
CHICAGO	75 MILES
MINNEAPOLIS	350 MILES