



FOR LEASE
60063 PUCKETT DRIVE

360,241 SF
AMORY, MS



PHOENIX
LOGISTICS
Strategic Real Estate. Applied Technology. Tailored Service.

ROBERT KRIEWALDT 920-915-9746 | ROBERT@PHOENIX3PL.COM

This document has been prepared by Phoenix Investors for advertising and general information only. Phoenix Investors makes no guarantees, representations, or warranties of any kind, expressed or implied, regarding the information including, but not limited to, warranties of content, accuracy, and reliability.



PROPERTY HIGHLIGHTS



~36 UNITS (FORCED
AIR/AC)



AMPLE TRAILER
PARKING &
LAYDOWN YARD



FLEXIBLE LAYOUT
OPTIONS



CROSS DOCKING



PROPERTY DETAILS

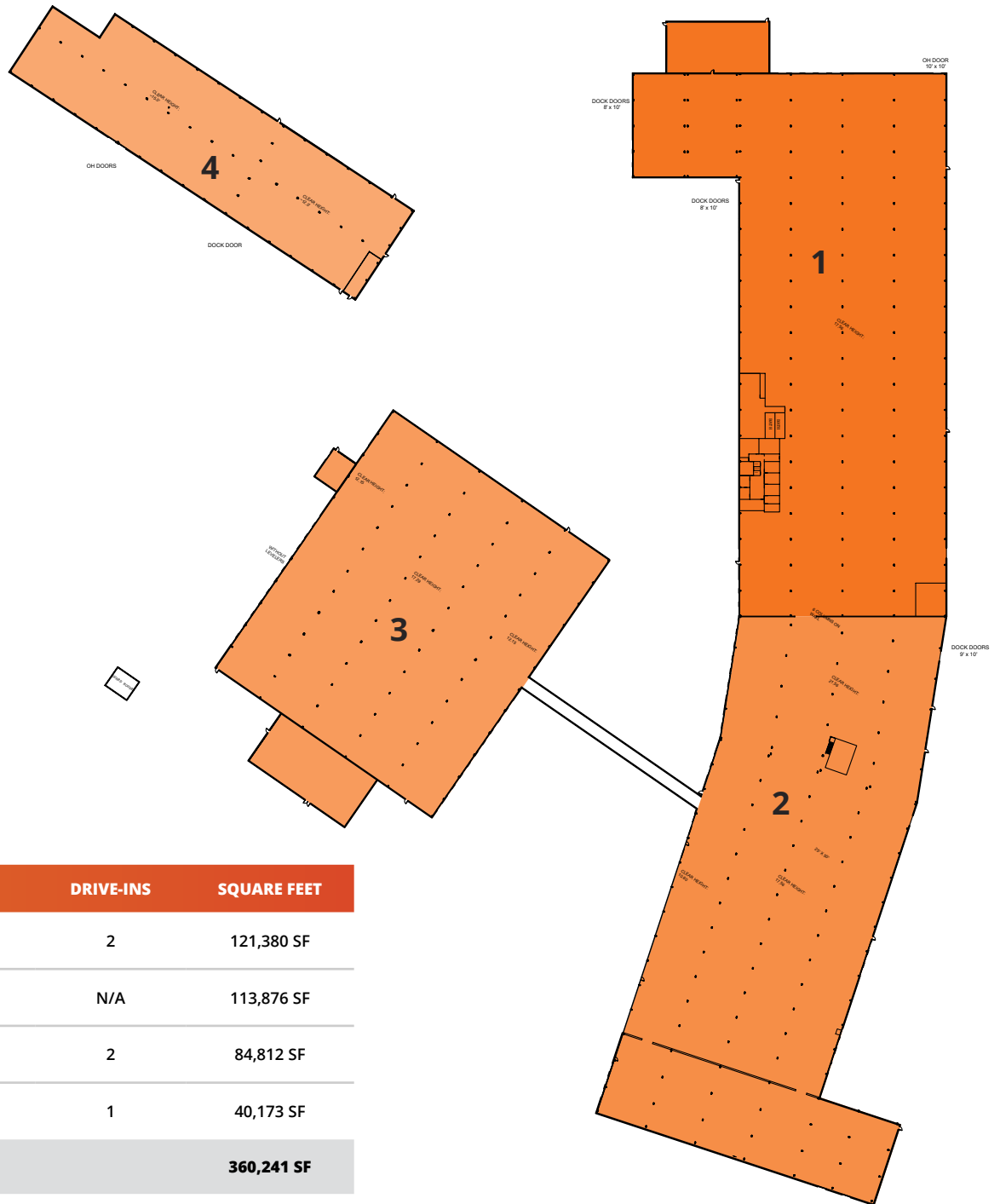
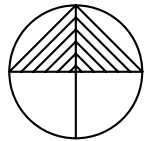
60063 PUCKETT DRIVE | AMORY, MS

AVAILABLE SPACE	360,241 SF
MINIMUM DIVISIBLE	40,173 SF
BUILDINGS	3
DOCK DOORS	70
DRIVE-IN DOORS	5
CLEAR HEIGHT	11' - 21'
COLUMN WIDTH/DEPTH	25' x 50'
ROOF	Galvanized Metal, Pitched
YEAR BUILT	1977
YEAR RENOVATED	2005
POWER	3-Phase
PARKING	224 Standard 240 Trailer



FLOOR PLAN

60063 PUCKETT DRIVE | AMORY, MS

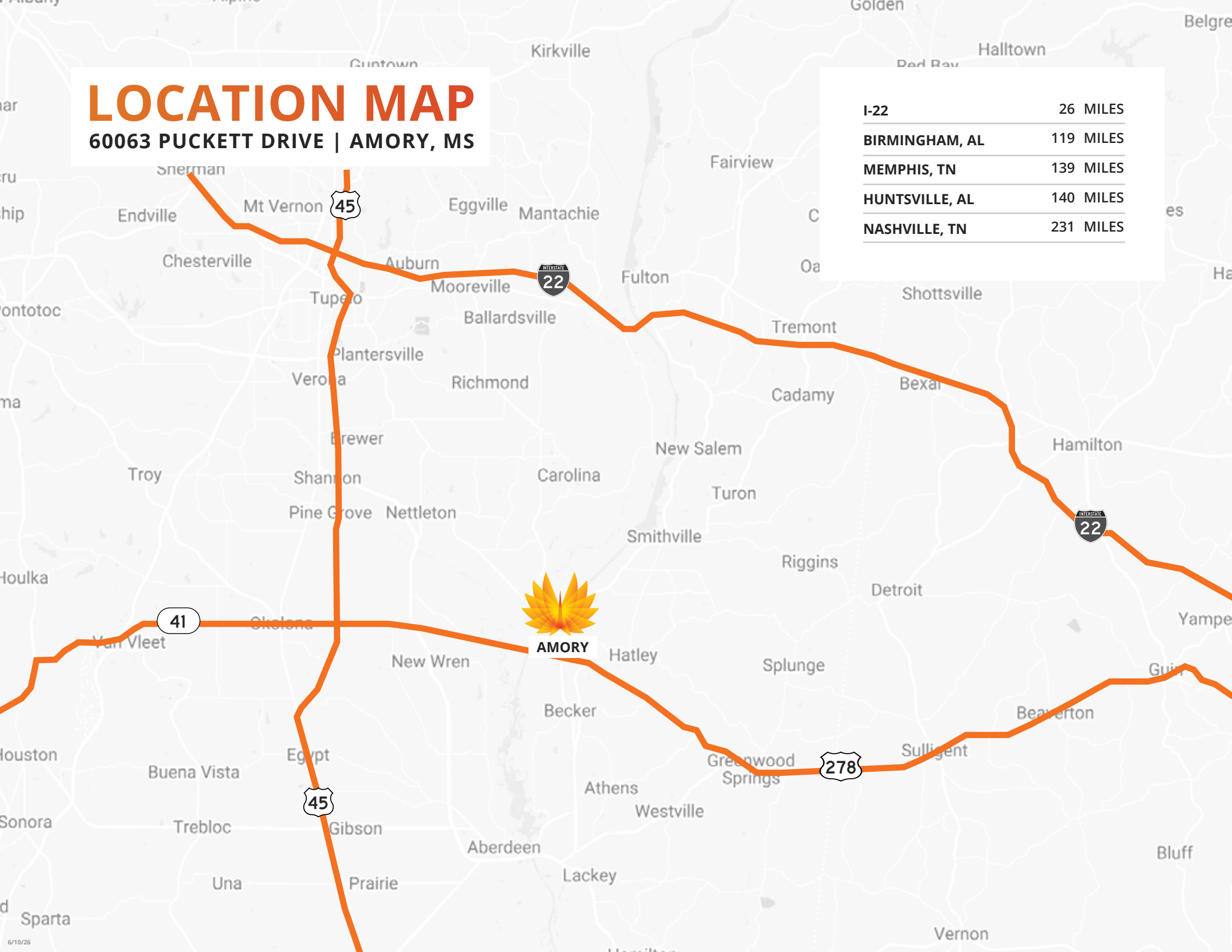


NUMBER	CLEAR HEIGHT	COLUMN SPACING	DOCK DOORS	DRIVE-INS	SQUARE FEET
1	EAVE: 11' PEAK: 17'	25' x 50'	18	2	121,380 SF
2	EAVE: 11' PEAK: 21'	25' x 50'	29	N/A	113,876 SF
3	EAVE: 11' PEAK: 17'	25' x 50'	21	2	84,812 SF
4	PEAK: 12' - 15'	N/A	2	1	40,173 SF
TOTAL					360,241 SF

LOCATION MAP

60063 PUCKETT DRIVE | AMORY, MS

I-22	26 MILES
BIRMINGHAM, AL	119 MILES
MEMPHIS, TN	139 MILES
HUNTSVILLE, AL	140 MILES
NASHVILLE, TN	231 MILES



AMORY