



FOR LEASE | **381,991 SF**
688 HIGHWAY 4 | **WARREN, AR**

ROBERT KRIEWALDT 920-915-9746 | ROBERT@PHOENIX3PL.COM



PHOENIX
LOGISTICS

Strategic Real Estate. Applied Technology. Tailored Service.

This document has been prepared by Phoenix Investors for advertising and general information only. Phoenix Investors makes no guarantees, representations, or warranties of any kind, expressed or implied, regarding the information including, but not limited to, warranties of content, accuracy, and reliability.



PROPERTY HIGHLIGHTS



**FULLY FENCED WITH
GUARD SHACK**



LAYDOWN YARD



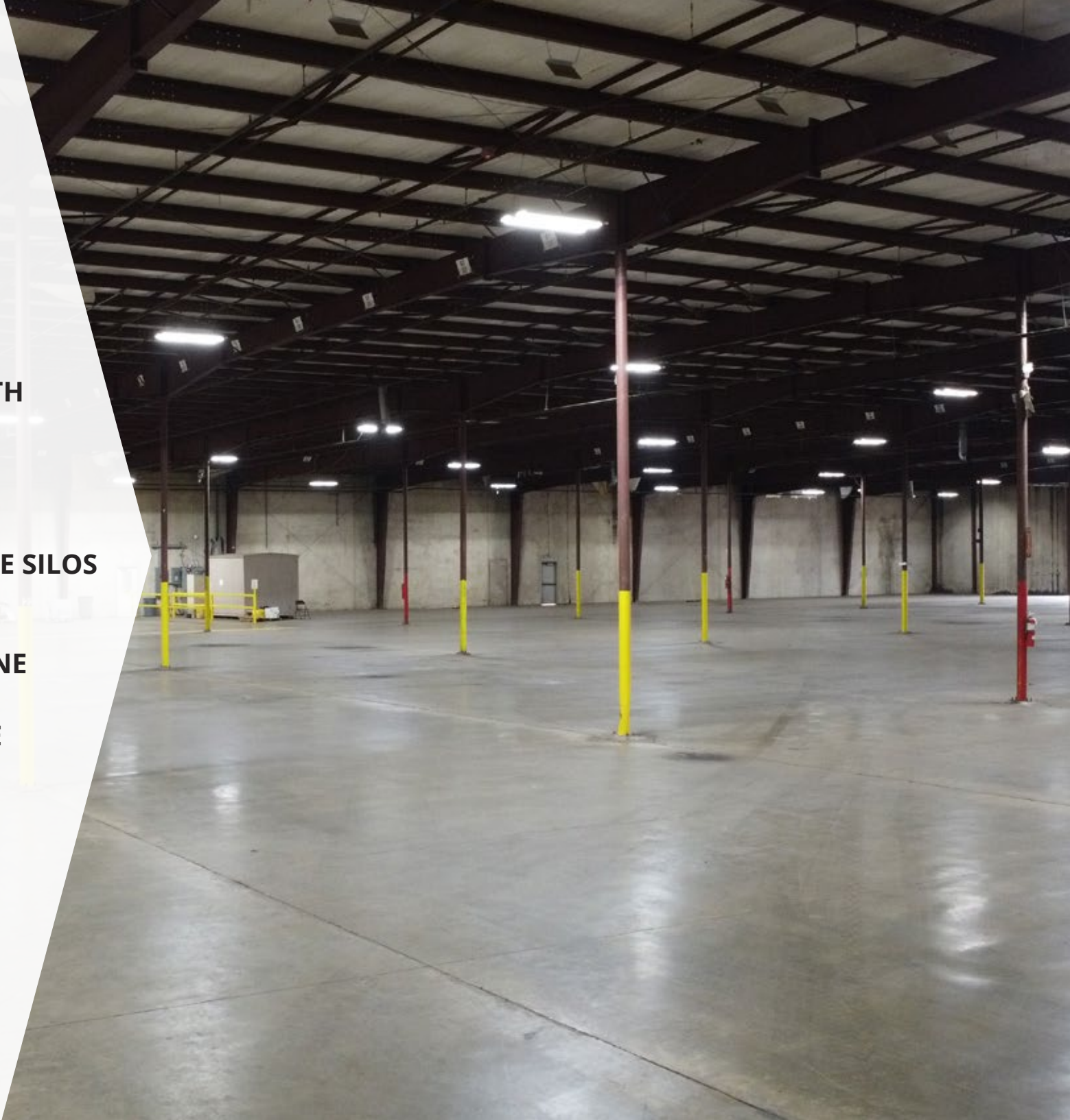
MULTIPLE STORAGE SILOS



**LOCATED IN
OPPORTUNITY ZONE**



**COVERED OUTSIDE
STORAGE**



PROPERTY DETAILS

688 HIGHWAY 4 | WARREN, AR

AVAILABLE SPACE	381,991 SF
WAREHOUSE SPACE	210,674 SF
OFFICE SPACE	3,621 SF
ANCILLARY BUILDINGS & COVERED OUTDOOR STORAGE	167,696 SF
DOCK DOORS	6
DRIVE-IN DOORS	7
CLEAR HEIGHT	18' - 31'
COLUMN SPACING	25' x 40' 30' x 40'
YEAR BUILT	1977
POWER	480v 150 kVA Generac Generator
SILOS	One 20' Diameter x 60' H; One 6' Diameter x 65' H
ADDITIONAL INFO	Multiple Boilers, State-of-the-Art Kiln, Outdoor Covered Storage
LAND AREA	88.76 Acres
PARKING	172 Auto Spaces Extensive Trailer Parking Available
RAIL	Possible; Inactive Spur on Site
ZONING	M-2: General Industrial District
PARCEL ID	740-00001-002



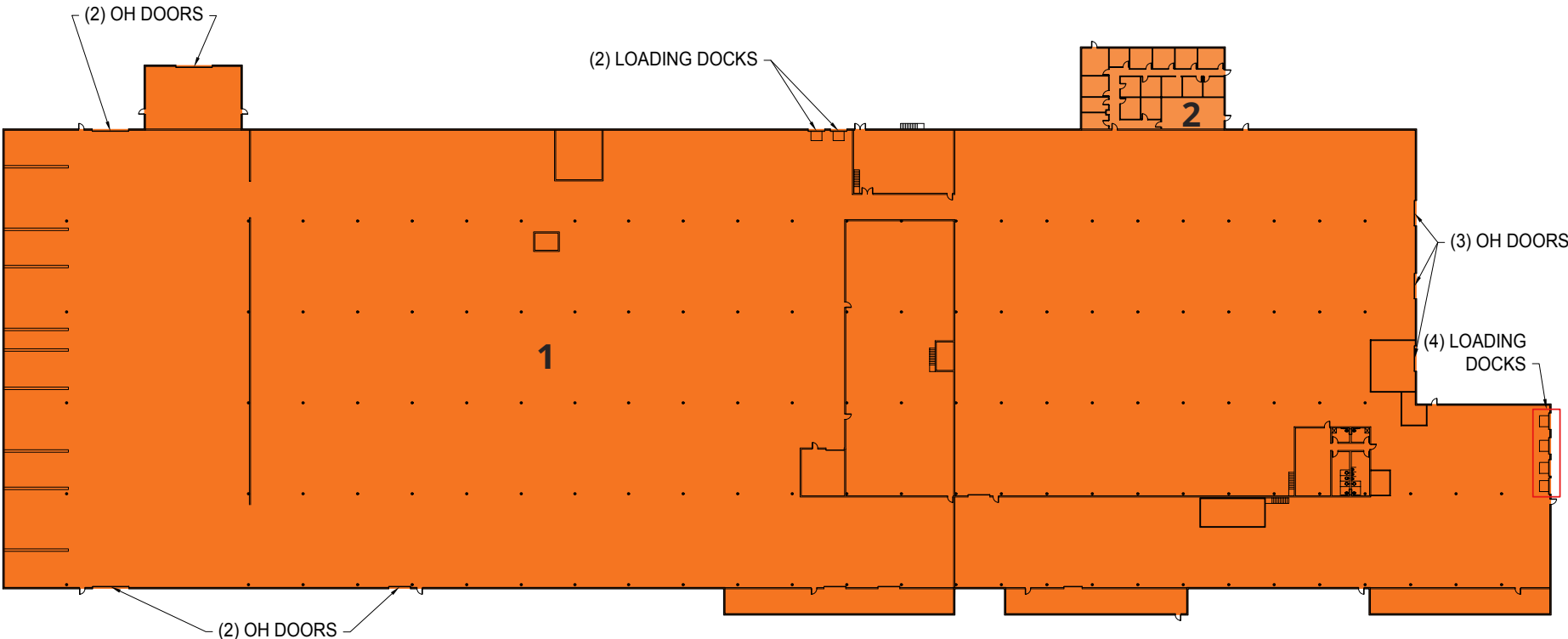
SITE PLAN

688 HIGHWAY 4 | WARREN, AR

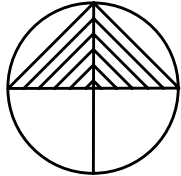


FLOOR PLAN

688 HIGHWAY 4 | WARREN, AR



NUMBER	SPACE DESIGNATION	COLUMN SPACING	CLEAR HEIGHT	SQUARE FEET
1	WAREHOUSE	25' X 40' 30' x 40'	18' - 31'	210,674 SF
2	OFFICES	N/A	DROP CEILING	3,621 SF
TOTAL				214,295 SF



LOCATION MAP

688 HIGHWAY 4 | WARREN, AR

LITTLE ROCK, AR	92 MILES
SHREVEPORT, LA	142 MILES
MEMPHIS, TN	198 MILES
JACKSON, MS	199 MILES



WARREN

